



# B72 Bluelift

## Performance

• Working height	72ft
• Basket height	66ft
• Max outreach (with/max outrigger)	36ft
• Basket capacity	550lb
• Basket dim	4ft 3in X 2ft 3in
• Basket rotation	+/- 80°
• Turret rotation	360°
• Max windspeed	28 mph
• Operating speed	0.9 mph
• Travel speed	0.9 mph

## Dimension

• Height	6ft 6in
• Length (w/o basket)	14ft 8in
• Length (w basket)	17ft 3in
• Width (w/o basket)	3ft 1in
• Footprint	Variable
• Weight (approx.)	6600 lb
• Max pressure -tracks	6.8 psi
• Max pressure - footplates	90.4 psi
• Track size	5ft 10in x 9in
• Foot pad size	48-1/2 sq in
• Drive gradeability	15°/ 28%
• Set-up gradeability	10°/ 18%
• Oil tank capacity	8 gal

## Power Source

• Honda Gas engine	Standard
• Hatz diesel engine	Option
• Lithium battery only	Lithium
• Honda/Lithium battery	COMBO

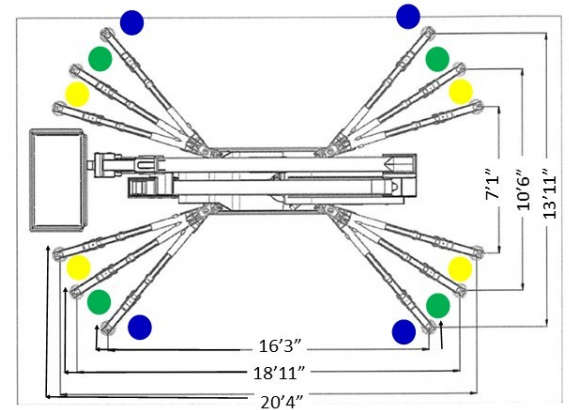
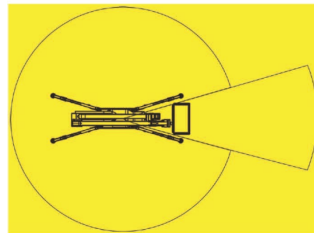
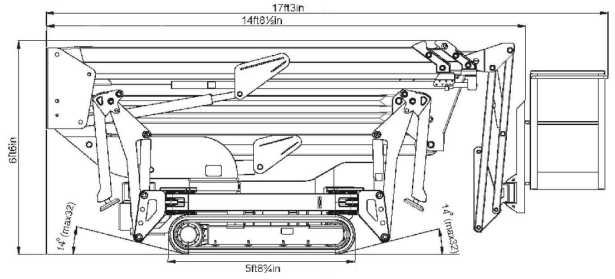
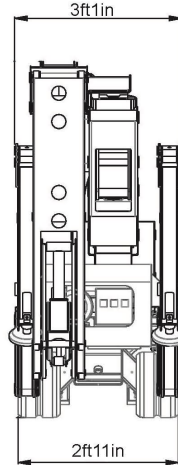
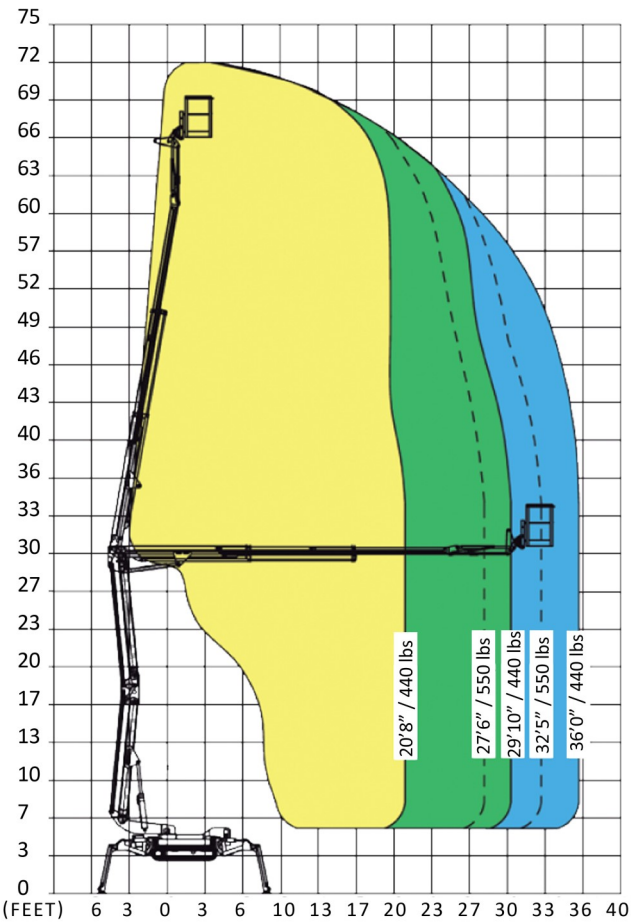
## BLUELIFT B72

The Bluelift B72 turned the compact lift market upside down when launched in 2010. Never before had it been possible to build such a compact lift with 2 independent power sources, yet the Bluelift B72 became the new bench mark for the entire category with its ability to offer both combustion engine and lithium power on the same unit. That was just a start, - it was also the most compact lift in its class with adjustable tracks, multiple-position outriggers with knee-joints and side reach in narrow outrigger position. As the "father" of hybrid compact lifts the Bluelift B72 is offered in 3 power options:

- **Standard** with the choice of either a Honda gas or Hatz diesel engine
- **Lithium Only** offering an all-electric battery unit
- **COMBO** offering both the choice of combustion engine and the Lithium Battery pack

The Bluelift B72 comes standard with two identical control panels: The wireless remote allows the operator optimal drive view to position the unit safely. The wired control panel in the basket eliminates the need for swapping control boxes, and also serves as back-up should the wireless remote control be lost or malfunction. Thanks to its reliable CAN bus steering system the Bluelift B72 offers an unsurpassed range of safety and comfort features from auto start-and-stop of the engine, automatic turret center stop to incline alarms & detection and variable speed.

The Bluelift B72 COMBO to this day remains a daily work horse in rental fleets around the world, offering unmatched value for money. And more importantly: Ultimate safety.



**B72  
BLUELIFT**

**Standard Equipment**

- Automatic stability & outreach control
- Computer controlled (can-bus)
- Non marking tracks
- Self propelled
- Honda iGX 390 engine
- 360° non continuous turret rotation
- Manual pump for emergency lowering
- Width of only 3ft 1in
- 2 person basket
- Full work height with 550lbs in the basket
- Full outreach 440 lbs in the basket
- Air/water in basket – 1 hose
- 110V to the basket
- Adjustable tracks
- Hetric wireless remote + 1 in fixed in basket
- FMS (Function Memory System)
- Automatic turret center stop

