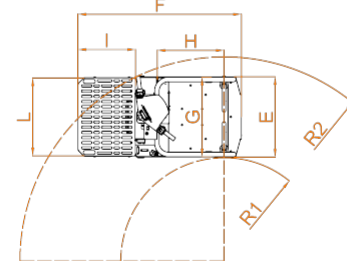
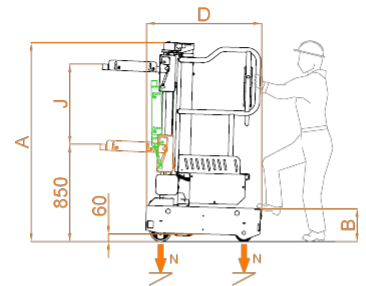


# ELEVAH<sup>®</sup>40 MOVE picking

## ELECTRIC SYSTEM

Max. working height	4,00 m	
Max capacity	200 kg	
Number of people	1	
Use	Internal - External	
<b>A</b>	Closed machine height	1730 mm
<b>B</b>	Minimum platform height	290 mm
<b>C</b>	Maximum platform height	1950 mm
<b>D</b>		1000 mm
<b>E</b>	Base overall dimensions	715 mm
<b>F</b>		1425 mm
<b>G</b>	Cage dimensions	685 mm
<b>H</b>		580 mm
Machine weight	365 kg	
Driving wheels size	Ø 186 x 60 mm	
Idle rear wheels size	Ø 150 x 40 mm	



## PICKING PLATFORM

<b>I</b>	Dimensions	500 mm
<b>L</b>		680 mm
Adjustment		Electric
<b>J</b>	Stroke	700 mm
Min. height from the ground		850 mm
Maximum height from the ground		2875 mm
Capacity		100 kg

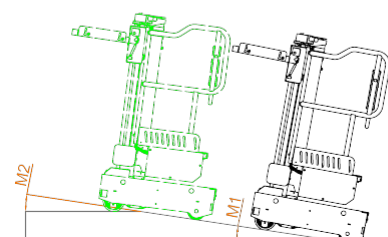
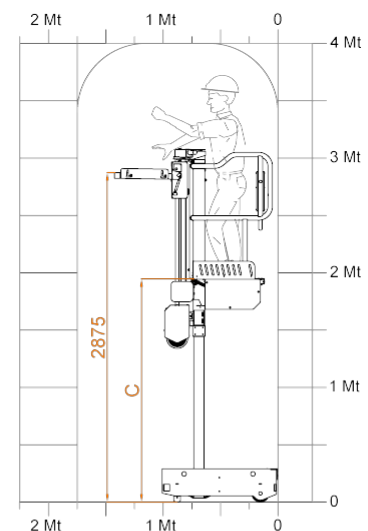
## PERFORMANCE

Power supply	24V	
Batteries	2 AGM 12V 45 Ah	
Battery charger	115V-230V 50/60HZ	
<b>M1</b>	Maximum climbing ability	15%
<b>M2</b>	Surmountable landing slope	15%
<b>R1</b>	Internal turning radius	900 mm
<b>R2</b>	External turning radius	1780 mm
Max. speed (rising - descending)		0,15 m/s
Maximum shifting speed		5 km/h
<b>N</b>	Maximum pressure for wheel at full load **	1,85 kN

\* There is an intermediate step.

\*\* Maximum pressure whereas the weight of the platform plus the maximum load on the basket are completely distributed on one side of the platform (totally asymmetric load).

**CE** Complies with European regulations for man-up forklift trucks. UNI EN ISO 3691-1. In assessing compliance, only those standards whose proposed measures have been implemented were considered and only if a corresponding risk does indeed exist.



# ELEVAH<sup>®</sup>40 MOVE picking

## MANUAL SYSTEM

Max. working height	4,00 m	
Max capacity	200 kg	
Number of people	1	
Use	Internal - External	
<b>A</b>	Closed machine height	1730 mm
<b>B</b>	Minimum platform height	290 mm
<b>C</b>	Maximum platform height	1950 mm
<b>D</b>	Base overall dimensions	1360 mm
<b>E</b>		715 mm
<b>G</b>	Cage dimensions	685 mm
<b>H</b>		580 mm
Machine weight	345 kg	
Driving wheels size	Ø 186 x 60 mm	
Idle rear wheels size	Ø 150 x 40 mm	



## PICKING PLATFORM

<b>I</b>	Dimensions	500 mm
<b>L</b>		700 mm
Adjustment	Manual	
<b>J</b>	Stroke	980 mm
Min. height from the ground	670 mm	
Maximum height from the ground	2975 mm	
Capacity	100 kg	

## PERFORMANCE

Power supply	24V	
Batteries	2 AGM 12V 45 Ah*	
Battery charger	115V-230V 50/60HZ	
<b>M1</b>	Maximum climbing ability	15%
<b>M2</b>	Surmountable landing slope	15%
<b>R1</b>	Internal turning radius	900 mm
<b>R2</b>	External turning radius	1780 mm
Max. speed (rising – descending)	0,15 m/s	
Maximum shifting speed	5 km/h	
<b>N</b>	Maximum pressure for wheel at full load **	1,8 kN

\* There is an intermediate step.

\*\* Maximum pressure whereas the weight of the platform plus the maximum load on the basket are completely distributed on one side of the platform (totally asymmetric load).

**CE** Complies with European regulations for man-up forklift trucks. UNI EN ISO 3691-1. In assessing compliance, only those standards whose proposed measures have been implemented were considered and only if a corresponding risk does indeed exist.

