

RH
SERIES

Insulated aerial equipment



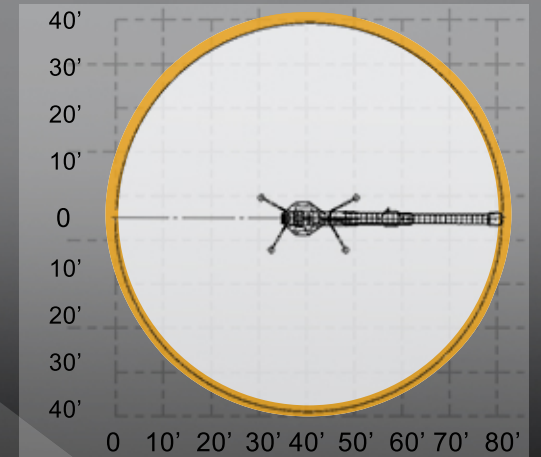
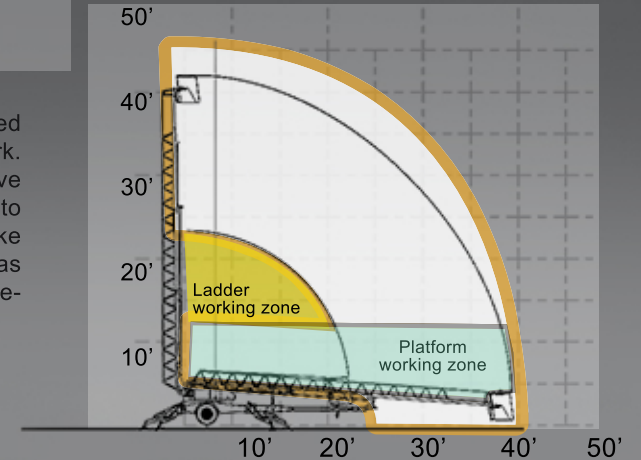



Combines a ladder and a platform

The RHR series of machines provide an unrivalled level of versatility and safety for many fields of work. Its ladder configuration means you always have easy ground access at all times without having to move the bucket from the work environment, unlike conventional towable boom lifts. Furthermore, it has a greater horizontal outreach than any other telescopic towable boom lift.

Insulated
45' 46 kV

80'
Operating
diameter






Touch screen

The touch screen control pad has been developed for harsh conditions and will remain fully functional in temperatures as low as -40°C (-40°F). This easy to use interface is intuitively designed to make the machine effortless to use.

Boxes
up to
7 cubic
ft
storage
capacity



Integrated cargo boxes

The aerodynamic design integrates multiple compartments to allow additional storage of tools and materials while still keeping all of the important mechanical and electronic components safe from the elements, regardless of how harsh they are. For further protection, all steel components have been primed and powder coated to be able to withstand the 6000 hour salt spray test and remain corrosion free.

Specifications

| | RH33D | RH39D | RH45D |
|------------------------|-----------------------|-----------------------|-----------------------|
| Approx. working height | 33' (10.05 m) | 39' (11.89 m) | 45' (13.72 m) |
| Horizontal reach | 27' (8.22 m) | 33' (10.05 m) | 39' (11.89 m) |
| Length (stowed) | 15' (4.56 m) | 17' (5.2 m) | 19' (5.79 m) |
| Ladder interior width | 19" (49 cm) | 19" (49 cm) | 19" (49 cm) |
| Bucket capacity | 350 lbs (159 kg) | 350 lbs (159 kg) | 350 lbs (159 kg) |
| Lifting ring | 550 lbs (250 kg) | 550 lbs (250 kg) | 550 lbs (250 kg) |
| Rotation | 360° | 360° | 360° |
| Elevation degrees | -5° to 85° | -5° to 85° | -5° to 85° |
| Approx. weight | 5400 lbs (2445 kg) | 5500 lbs (2495 kg) | 5600 lbs (2540 kg) |
| Hydraulic pressure | 2000 psi (13,790 kPa) | 2000 psi (13,790 kPa) | 2000 psi (13,790 kPa) |
| Height (stowed) | 82" (2.08 m) | 82" (2.08 m) | 82" (2.08 m) |
| Overall width | 74 3/4" (1.89 m) | 74 3/4" (1.89 m) | 74 3/4" (1.89 m) |

*** Information contained in this table is subject to change without prior notice.
Additional information available upon request.

Up to
45'
Working
Height


C insulated category

Rotation
360°
non continuous

MY INNER +
STRENX™

Strenx performance steel delivers one of the world's widest ranges of structural steels in terms of strength. A designer steel, Strenx, can produce outstanding results in the hands of ambitious designers, who can cut from 20% to 40% or even more weight out of steel structures.


Strenx helps reach new levels of performance.





Adjustable outriggers width

Unique to its class, the adjustable outriggers allow the user to work in spaces that are inaccessible to other units increasing efficiency and versatility




Footprint System



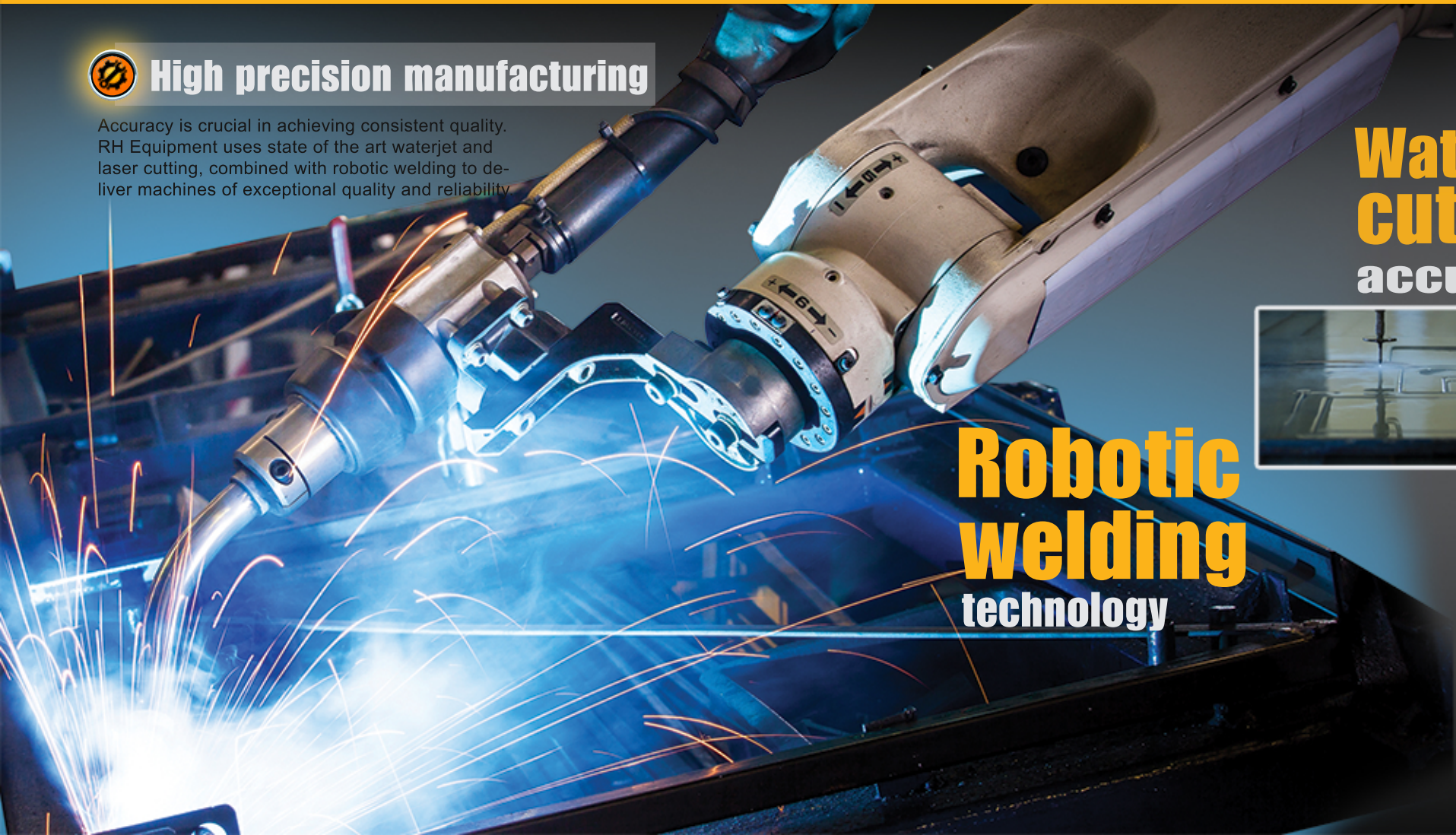
High precision manufacturing

Accuracy is crucial in achieving consistent quality. RH Equipment uses state of the art waterjet and laser cutting, combined with robotic welding to deliver machines of exceptional quality and reliability

**Waterjet
cutting
accuracy**



**Robotic
welding
technology**





Options & Accessories



Tool box (STD)



Foldable walkway (STD)



Bucket cover (STD)



Platform



Bucket tent



Jib



Battery tray



Sign support

Standard features on RHR series

- o Bucket cover
- o Tool box
- o 110 V outlet
- o Remote-control
- o 2 maximized AGM batteries
- o 550 lb capacity material hook
- o Outriggers
- o Auto-centering technology
- o Automatic levelling system and self levelling bucket
- o Free backing system

Other options available

distributed by:

