


# COMPACT RANGE

ELECTRIC SCISSOR LIFTS 20 TO 39 FEET

**YOUR FAVORITE COWORKER**







Because we know how hard your machines work, Haulotte has designed an **ultra-robust range of electric scissor lifts that can navigate all types of stabilized ground.**

Smart design, maximum uptime, increased safety and simplified maintenance: the COMPACT range satisfies all your needs.

There's no doubt about it, it's your favorite coworker!

## CONTENTS

The COMPACT range .....	3
Smart design .....	5
High potential .....	7
Unique user experience .....	9
Unbeatable serviceability .....	11

# THE COMPACT RANGE



COMPACT **2032 E**

COMPACT **2632 E**

COMPACT **2647 E**

COMPACT **3247 E**

COMPACT **3947 E**



Narrow chassis: 32 in

Wide chassis: 47 in





**Electric scissor lifts are subject to very heavy use. They need to be rugged and durable to ensure maximum return on investment!**

**Graciete**  
Buyer



# SMART DESIGN

**COMPACT** scissor lifts deliver unparalleled strength and adapt perfectly to the constraints of your worksites. Each subassembly is optimized, from the chassis to the platform and scissor arms.

**Wide, thick guardrails**  
with vertical  
reinforcement bars

**Optimum position**  
of the lashing and  
slinging points


**Folding guardrails**

**Cross-brace tubes**  
for better rigidity

**AC motors, ladder, platform  
and charger sockets**  
built into the counterweight

**Sensors and steering  
cylinders** well  
protected in the chassis

**Lateral and  
longitudinal  
forklift pockets**





It is vital that the machines be versatile and high-performing. If they are connected to optimize my fleet utilization rate, that's even better!

**Ming**  
Fleet manager





# HIGH POTENTIAL

The COMPACT range offers a whole host of possibilities! COMPACT scissor platforms guarantee high productivity and optimum uptime.

## MAXIMUM UPTIME...

Electric scissor lifts in the COMPACT range can be used inside and outside\* with no load restriction. For maximum productivity **they are drivable at full height.**



Indoors & outdoors



Loads up to 1 000 lb and 3 people



Slopes up to 25%



Platform height from 20 to 39 feet

## ... MAXIMUM OPPORTUNITIES

By connecting COMPACT scissor lifts to the **SHERPAL\*\* telematic solution**, you can remotely access various data to **optimize your operations and develop your business!**

You can see the availability and operational status of your fleet in real time. You are also informed in the event of non-contractual use, enabling you to invoice the rental of your platforms according to their actual usage.

\* Depending on model, see details on page 3

\*\* Availability may vary according to your location







I need an intuitive machine  
that I feel confident with.  
My safety is paramount!

**Stephan**  
Maintenance technician



# UNIQUE USER EXPERIENCE

The scissor lifts in the **COMPACT** range combine comfort and safety. They are available in two widths depending on your work environment: narrow and wide. Models with a narrow chassis are more maneuverable. Wide models offer a larger work area.



## SECONDARY GUARDING DEVICE

This exclusive device uses **LiDAR technology** to detect the driver's position and movements in real time. In the event of a potentially dangerous situation, the machine **immediately stops and prevents movements before the situation worsens.**

## PRECISE MOVEMENT

COMPACT scissor lifts can get everywhere, even tight corners. The electric drive (AC motors) provides a **smooth driving experience.** The **intuitive controls** are quick and easy to master.







Every day, I juggle  
diagnostics and routine  
maintenance operations...  
Do you have a solution  
to facilitate  
my daily work?

**Marc**  
Workshop Manager



# UNBEATABLE SERVICEABILITY

Reduce your machine downtime! COMPACT scissor lifts have numerous built-in diagnostic solutions to facilitate troubleshooting and reduce repair time.

Particular attention has been given to energy management to minimize your expenses.

## ELECTRIC DRIVE

**No-maintenance AC motors**  
deliver excellent energy efficiency

**Fewer hydraulic hoses**  
(-50%)\*

## HAULOTTE ACTIV'ENERGY MANAGEMENT

**Smart charger**  
to guarantee optimum charging

**Centralized** manual or automatic  
**water filling solutions**

**Your batteries can last  
up to twice as long**


## HAULOTTE DIAG AND HAULOTTE ACTIV'SCREEN

**Machine settings** (calibration, choice of languages)

**Notifications** (tilt, overload, load status, etc.)

**Preventive maintenance** (list and history)

**Early diagnosis with repair procedures\*\***



## SHERPAL\*\*\* TELEMATIC SOLUTION

**Remote diagnosis**  
(fault code feedback and  
actions to be implemented)

**Optimized operations**

**“Energy Management” module**  
(ensure the battery servicing  
instructions are correctly applied)




\* Compared to hydraulic drive models

\*\* Functionality available on Haulotte Diag

\*\*\* Availability may vary according to your location





**HAULOTTE NORTH AMERICA**, 3409 Chandler Creek Road - Virginia Beach - VA - 23453  
**Toll Free:** 800.225.3765  
**www.haulotte-usa.com**

**Haulotte**   
**EQUIPMENT**